

## Introducing the FACADE



The **FACADE** is an decorative efficient back lit LED panel for recessed, surface mount and suspended applications for offices, schools, shopping centres and reception areas.



Consult SA (PTY) LTD




**SABS**  
ISO 9001

# FACADE



## Product Benefits

- Attractive and efficient
- Built In LED driver
- Easy installation
- Low maintenance
- SABS approved driver
- SANS-IEC 60598 safety compliance and mark

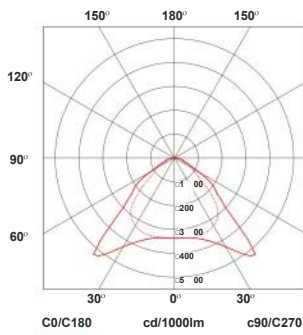


## Product Features

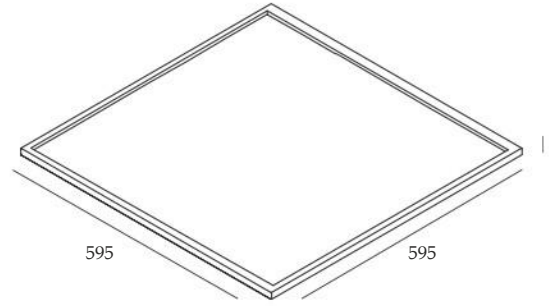
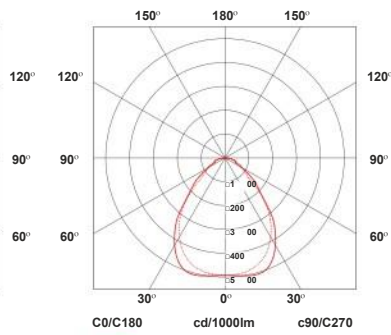
- Efficient back-lit opal diffuser
- Available in a wide or narrow (UGR<19) light distribution
- Variable light output possible by adjusting LED drive current
- Options include DALI dimming, Bluetooth mesh control, emergency backup and HF sensors.
- Optional surface housing for surface or suspended applications
- Long life
- Available in 600x600
- LED life L70B50 - 50 000 hours
- Driver life F10 - 100 000 hours
- Supply - 220-240V 50-60Hz PF > 0.95
- Surge current (flicker) < 5%
- 5 year guarantee

 **105 lm/W**

**Wide Beam**



**Narrow Beam (UGR<19)**



## Efficacy Rating

-  **PREMIUM RANGE** >140 lm/W
-  **MID RANGE** 120 - 140 lm/W
-  **ECO RANGE** 100 - 120 lm/W

Luminaire Wattage	Luminaire Output (Lumens)	Colour Temperature	Efficacy lm/W	Ra (CRI)	Reference Code
<b>600x600</b>					
19W-50W (550mA)	1 725-4 023	4000K	91	>80	LLC-FCE-19W-50W-6-4K
<b>1200x600</b>					
38W-100W (700mA)	3 503-7 774	4000K	91	>80	LLC-FCE-38W-100W-12-4K



Consult SA (PTY) LTD

