

RECESSED LIGHTING



Introducing the **FADE**



The **FADE** is an efficient decorative back-lit LED panel for recessed, surface mount and suspended applications for offices, schools, shopping centres and reception areas.



Consult SA (PTY) LTD



SABS
ISO 9001

FADE




Product Benefits

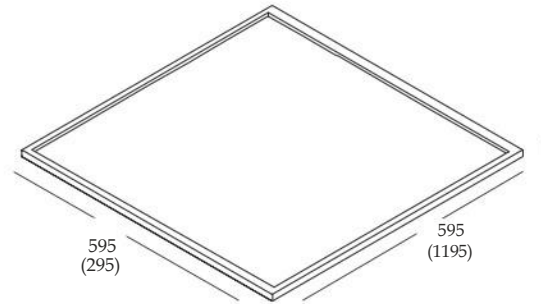
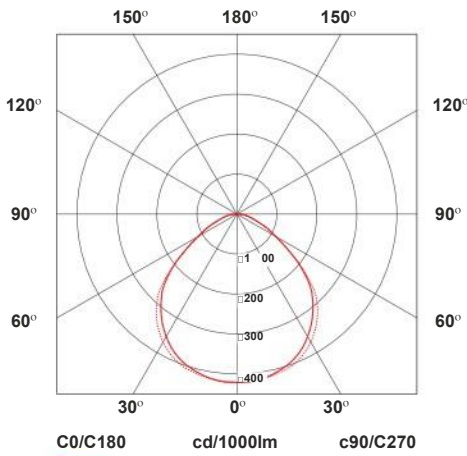
- Attractive and efficient
- Built In LED driver
- Easy installation
- Low maintenance
- SABS approved driver
- SANS-IEC 60598 safety compliance and mark

Product Features

- Efficient back-lit opal diffuser
- Variable light output possible by adjusting LED drive current
- Options include DALI dimming, Bluetooth mesh control, emergency backup and HF sensors.
- Long life
- Available in 600x600 or 1200x300 or 1200x600 ceiling format
- LED life L70B50 - 50 000 hours
- Driver life F10 - 100 000 hours
- Supply - 220-240V 50-60Hz PF > 0.95
- Surge current (flicker) < 5%
- 5 year guarantee



110 lm/W



Efficacy Rating

- PREMIUM RANGE** >140 lm/W
- MID RANGE** 120 - 140 lm/W
- ECO RANGE** 100 - 120 lm/W

| Luminaire Wattage | Luminaire Output (Lumens) | Colour Temperature | Efficacy lm/W | Ra (CRI) | Reference Code |
|-------------------|---------------------------|--------------------|---------------|----------|------------------------|
| 600x600 | | | | | |
| 19W-50W | 1 725-4 023 | 4000K | 91 | >80 | LLC-FDE-19W-50W-6-4K |
| 1200x600 | | | | | |
| 38W-100W | 3 503-7 774 | 4000K | 91 | >80 | LLC-FDE-38W-100W-12-4K |



Consult SA (PTY) LTD

